

Mobi Pro Flexi



SWL 180kg
Comfortable
Compact



The Mobi Pro Flexi is an ergonomic and compact mobile assistive mobility device ideal for people with low leg strength and some trunk balance who experience difficulty walking. The Mobi Pro Flexi is an excellent safe patient handling solution for early mobilization.



Rotating Seat

The Mobi Pro Flexi is an efficient and safe device for the healthcare provider to move a client, improving safety and caregiver time management. It features rotating padded seats and shin support for easy application. The shin support is adjustable in height, to fit with clients of different lengths. The feet are placed on a solid, firm footplate with anti-slip function, and then the client pulls himself/herself up to a standing position using the integrated solid bracket. By simply rotating the seat cushion, the Mobi Pro becomes a comfortable seat that the client can rest and be moved on.

client to the bed, chair or the toilet and back if needed. The Mobi Pro Flexi is equipped with a mechanical mechanism to spread the legs, ensuring it will work with most seating (like a toilet or wheelchair). The adjustment range is easily set to three settings with a lever.

Quality

Our products are designed and manufactured to meet all the requirements of relevant standards. At every stage of the development process, every single product is given extensive attention in design, development and manufacturing. This means that a user of this product feels confident with its reliability and the caregiver feels confident with its safety.



Versatile Design

Using the Mobi Pro Flexi not only encourages mobilization and activity but gives the caregiver fast, stable and safe transport of a



Walking Aids



Healthcare Beds



Lifting Solutions



Hygiene



Convertible chairs

Functions



Foot Plate

Included with device.
Durable ABS plastic.
Anti-Slip function.



Castors

Double wheel 7.5cm/3".



Ergonomic Grips

Made of rubber. Sold in pairs.



Adjustable shin support

Adjustable (up and down) shin support by pulling the mechanical lever.

Lifting Situations



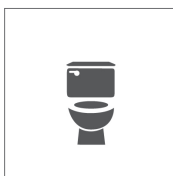
Use to/from a bed

Use to raise/lower a client from/to a bed.



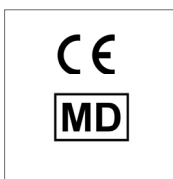
Use to/from a chair

Use to raise/lower a client from/to a chair.



Use to/from the toilet

Use to raise/lower a client from/to a toilet.




Features




Easy Movement

The Mobi Pro Flexi is easily moved by a single caregiver. A small turning radius makes it ideal for smaller spaces.



Adjustable Base

Manual adjustment of legs allows it to fit under most seating.



Padded Rotating Seats

Allows device to be used for seating as an alternative to a wheelchair.



Padded Shin Support

Soft, cushioned shin support to add client comfort and reduce device pressure on the shins while standing.

Technical Specifications

Mobi Pro Flexi			
Part No.	11992146	Adjustable Leg (Min - Max)	43 cm - 70 cm / 17" - 27.5"
Width	58.5 cm / 23"	Handle Height (Inclined at Angle)	92 cm - 100 cm / 36.2" - 39.4"
Length	97 cm / 38.2"	Weight	33 kg / 72.7 lbs
Height	104 cm / 41"	Weight Capacity	180 kg / 397 lbs
Wheel Diameter	7 cm / 2.7"	Height Footplate	7 cm / 2.7"
Colours	White / Gray	Width Footplate	45 cm / 17.7"
Shin support measurement	50 x 30 cm / 19.7" x 11.8" (6 cm / 2.4" thick upholstery)	Shin support distance range from footplate (up and down) (Min-Max)	Upper side, shin support: 50-59 cm / 19.7" x 23.2" Lower side, shin support: 20-29 cm / 7.9" x 11.4"



We improve freedom of movement
and quality of care for people.

www.humancaregroup.com



HUMAN CARE SWEDEN (HQ)
Årstaängsvägen 21B
117 43 Stockholm
+46 8 665 35 00
info@humancaregroup.com

HUMAN CARE CANADA
10-155 Colonnade Road
ON K2E 7K1 Ottawa
+1 613 723 6734
info.ca@humancaregroup.com

HUMAN CARE THE NETHERLANDS
Elspeterweg 124
8076 PA Vierhouten
+31 577 41 21 71
info.nl@humancaregroup.com

HUMAN CARE UNITED STATES
8006 Cameron rd, Suite K
TX 78754 Austin
+1 5 124 76 7199
info.us@humancaregroup.com